

**CARPET CLEANING TOOLS
& ACCESSORIES**



WESTPAK USA

SOURCING SOLUTIONS - ENGINEERING

Westpak USA entered the wand business to manufacture wands that were thoroughly engineered and designed to be the best in the industry. Our wands, hand tools, valves, and spin tools are fully designed and engineered in Garden Grove, CA, then manufactured to our exacting standards.

Many manufacturers make wands, essentially "one at a time." Each has the stainless steel pieces cut out one by one, then the bends are all made one by one. When this is done they are tack-welded together, then finish welding is done, polishing (or brushed finish), then assembled with valves, and some are tested.

At Westpak we invest extra money on full tooling for our wands. When a wand is designed and approved for production it will be another few months to actually start the production process. Complete tooling is made for each part. A custom tool is also made for each part to make all the bends. This process, while expensive, insures that each part will be made exactly the same from the first wand to the last wand.

Each wand is designed with overlapping tubes at the s-bend tube connection to the head. This provides extra strength to take the many hours of stress that this wand is designed for. Each wand is fully welded with TIG process to ensure clean defect free welds. Our wands are fully polished. Polishing does two things. First it enhances the appearance and makes the wands easier to keep clean. Polishing also increases the surface hardness of the steel and makes it more difficult for welds to crack or damage to occur. So now we have made a structurally sound wand, with excellent appearance and strength.

We now couple this wand with the best control valves in the industry, full stainless steel solution lines, manifolds, and spray bars, with properly sized and positioned nozzles and the wand is ready for full quality testing with water under pressure. Each wand is tested for defects, leaks, valve operation, and nozzle spray pattern.

Westpak USA, Inc. manufactures wands, detail tools, hard surface tools, valves, fittings, hose reels, and sprayers for the carpet cleaning industry.

PORTABLE WANDS



3-4

TRUCKMOUNT WANDS



5-6

DETAIL / STAIR TOOLS



7-8

HARD SURFACE / SPRAYERS



9-10

MOTORS / HOSES



11-12

ACCESSORIES / PORTABLES



13-16

CLEANING WANDS

Standard Features: 1.50 Inch Tube Wand

- High Pressure 'Soft-Touch' Valve • Ergonomic Grip Handle • Full Flow Vacuum Extraction • Precision Nozzles
- Polished Stainless Steel • Stainless Steel Solution Line (or High PSI Hose) • 1200+ PSI • Up to 5 Wands / Box

10-0761 (1-Jet One-Bend Wand)

- 12" Head
- 1.50" Tube
- Weight: 6.8 Lbs.
- Height: 62"
- Brass Valve
- 1/8" 11003 Nozzle



10-0780 (1-Jet Two-Bend Wand)

- 12" Head
- 1.50" Tube
- Weight: 7.5 Lbs.
- Height: 62"
- Brass Valve
- 1/8" 11003 Nozzle



10-0795 (2-Jet One-Bend Wand)

- 12" Head
- 1.50" Tube
- Weight: 7.8 Lbs.
- Height: 62"
- Brass Valve
- 1/8" 11003 Nozzle



10-0762 (2-Jet Two-Bend Wand)

- 12" Head
- 1.50" Tube
- Weight: 7.7 Lbs.
- Height: 62"
- Brass Valve
- 1/4" 9503 Nozzle



Wand Accessories
for more information
turn to page 15.



Teflon Guard



VJet or TJet Nozzles



1/4" In-line Filter



Check Valves

Standard Features: 1.50 Inch Tube Wand

- High Pressure 'Soft-Touch' Valve • Ergonomic Grip Handle • Full Flow Vacuum Extraction • Precision Nozzles
- Polished Stainless Steel • Stainless Steel Solution Line (or High PSI Hose) • 1200+ PSI • Up to 5 Wands / Box

10-0322 (2-Jet Two-Bend Wand)

- 12" Head
- 1.50" Tube
- Weight: 8 Lbs.
- Height: 62"
- Brass Valve
- 1/4" 11003 Nozzle
- High Pressure Wand



10-0070 (4-Jet Two-Bend Wand)

- 12" Head
- 1.50" Tube
- Weight: 8.2 Lbs.
- Height: 62"
- Brass Valve
- 1/8" 95015 Nozzle



10-0556 (4-Jet Two-Bend Wand)

- 14" Head
- 1.50" Tube
- Weight: 9 Lbs.
- Height: 62"
- Brass Valve
- 1/8" 95015 Nozzle



10-0530 (2-Jet Two-Bend Wand)

- 12" Head
- 1.50" Tube
- Weight: 7.2 Lbs.
- Height: 62"
- Brass Valve
- 1/4" 11003 Nozzle



Solution Hose



Quick Disconnects



Valves



Valve Repair Kit

CLEANING WANDS

Standard Features: 1.75 Inch Tube Wand

- High Pressure 'Soft-Touch' Valve • Ergonomic Grip Handle • Full Flow Vacuum Extraction • Precision Nozzles
- Polished Stainless Steel • Stainless Steel Solution Line (or High PSI Hose) • 1200+ PSI • Up to 5 Wands / Box

10-0549 (4-Jet Two-Bend Wand)

- 14" Head
- 1.75" Tube
- Weight: 9.75 Lbs.
- Height: 62"
- SS Valve
- 1/8" 95015 Nozzle



Get your Teflon Wand Guard today!

**Make Your Job Easier!
These guards help your wand glide over the carpet.**



**Available on 12" (10-0891)
and 14" (10-0893) wands.**

10-0535 (4-Jet Two-Bend Wand)

- 12" Head
- 1.75" Tube
- Weight: 9.4 Lbs.
- Height: 62"
- Brass Valve
- 1/8" 95015 Nozzle



10-0320 (2-Jet Two-Bend Wand)

- 12" Head
- 1.75" Tube
- Weight: 8.75 Lbs.
- Height: 62"
- Brass Valve
- 1/4" 11003 Nozzle



Wand Accessories
for more information
turn to page 15.



Teflon Guard



VJet or TJet Nozzles



1/4" Inline Filter



Check Valves

Standard Features: 2.00 Inch Tube Wands

- High Pressure 'Soft-Touch' Valve • Ergonomic Grip Handle • Full Flow Vacuum Extraction • Precision Nozzles
- Polished Stainless Steel • Stainless Steel Solution Line (or High PSI Hose) • 1200+ PSI • Up to 5 Wands / Box

10-0750 (4-Jet Two-Bend Wand)

- 14" Head
- 2.00" Tube
- Weight: 10.2 Lbs.
- Height: 62"
- SS Valve
- 1/8" 95015 Nozzle



10-0754 (4-Jet Two-Bend Wand)

- 12" Head
- 2.00" Tube
- Weight: 10 Lbs.
- Height: 62"
- SS Valve
- 1/8" 95015 Nozzle



10-0550 (4-Jet Two-Bend Wand)

- 14" Head
- 2.00" Tube
- Weight: 9.8 Lbs.
- Height: 62"
- SS Valve
- 1/8" 95015 Nozzle



10-0755 (4-Jet Two-Bend Wand)

- 12" Head
- 2.00" Tube
- Weight: 9.5 Lbs.
- Height: 62"
- SS Valve
- 1/8" 95015 Nozzle



Solution Hose



Quick Disconnects



Valves



Valve Repair Kit

DETAIL / STAIR TOOLS

Detailer Standard Features

- High Pressure Brass Valve
- Smooth 4" Wide Design
- Precision Nozzles
- 10" Solution Hose
- Vinyl Heat Covers

10-0520 (Standard Detailer)

- 4" Head
- 1.50" Tube
- Weight: 1.6 Lbs.
- Length: 11"
- Brass Valve
- 1/8" 9503 Nozzle



10-0521 (Splashguard Detailer)

- 4" Head
- 1.50" Tube
- Weight: 1.6 Lbs.
- Length: 11"
- Brass Valve
- 1/8" 9503 Nozzle



10-0506 (Low Profile Detailer)

- 4" Head
- 1.50" Tube
- Weight: 1.7 Lbs.
- Length: 11"
- Brass Valve
- 1/8" 9503 Nozzle



10-0524 (Short Upholstery Tool)

- 4" Head
- 1.50" Tube
- Weight: 1.6 Lbs.
- Length: 11"
- Brass Valve
- 1/8" 9503 Nozzle



10-0498 (Crevice Tool)

- 2" Head
- 1.50" Tube
- Weight: 2.0 Lbs.
- Length: 18"
- Brass Valve
- 1/8" 9503 Nozzle



10-0504 (Plastic Head Detailer)

- 4" Head
- 1.50" Tube
- Weight: 1.6 Lbs.
- Length: 11"
- Brass Valve
- 1/8" 9503 Nozzle



Tool Accessories
for more information
turn to page 15.



Teflon Guard



Nozzles



1/4" In-line Filter



Check Valves

Stair Tool Standard Features

- High Pressure Brass Valve • Smooth Design • Precision Nozzles • Comfort Grip Steel Handle

10-1322 (6" Detailer w/Vacuum Release)

- 6" Head
- 1.50" Tube
- Weight: 2.5 Lbs.
- Length: 11"
- Brass Valve
- 1/8" 9503 Nozzle



Optional Hose in Hose Configuration

Hose in a Hose Setup
or External Hose Setup
10-1346 - 1.50" x 10' Long Hose
10-1348 - 1.25" x 10' Long Hose



10-0772 (Wide Stair/Detail Tool)

- 10" Head
- 1.50" Tube
- Weight: 4.2 Lbs.
- Length: 18"
- Brass Valve
- 1/4" 9503 Nozzle



10-1321 (4-Jet Two-Bend Wand)

- 6" Head
- 1.50" Tube
- Weight: 4.8 Lbs.
- Length: 24"
- Brass Valve
- 1/8" 9503 Nozzle

Also available in
18" Long (10-1320)



10-0564 (2-Jet Two-Bend Long Stair Tool)

- 10" Head
- 1.50" Tube
- Weight: 6.2 Lbs.
- Height: 40"
- Brass Valve
- 1/4" 9503 Nozzle



10-0771 (2-Jet Two-Bend Short Stair Tool)

- 10" Head
- 1.50" Tube
- Weight: 5.5 Lbs.
- Height: 29"
- Brass Valve
- 1/4" 9503 Nozzle



Solution Hose



Quick Disconnects



Valves



Valve Repair Kit

HARD SURFACE / SPRAYERS

Hard Surface Tools

20-0440 (12" Wide Hard / Tile Surface Tool)

- 12" Head
- 1.75" Tube
- Weight: 16 Lbs.
- Height: 52"
- SS Valve
- 1/8" 0502 Nozzle
- Brush Attachment
- Vacuum Relief Valve
- 3" Low Profile Head

Now Including the Brush Attachment!

Improved Spray Bar Assembly with Adjustable Nozzles!



* Recommend Working Pressure 800 - 1200 PSI

20-0444 (Commercial Grade Hard Surface Countertop / Tile Tool)

- 6" Head
- 1.50" Tube
- Weight: 4.3 Lbs.
- Height: 10"
- SS Valve
- 1/8" 0502 Nozzle
- 18" Hose w/Male QD
- Replaceable Brush
- Vacuum Relief Valve
- 2.75" Low Profile Head
- Optional Hose-in-Hose



* Recommend Working Pressure 800 - 1200 PSI

Spinner Accessories for more information turn to page 15.



Nozzle



Filter



Solution Hose



Quick Disconnects



Valves



Valve Repair Kit

Sprayers

10-0507 (8:1 Flex Sprayer)

- Weight: 5 Lbs.
- 45" Flex hose
- Brass Valve
- 1/4" 6506 Nozzle
- 5 Quart Upright Jug



Your Label Here
(Call for details)

- * Suggested Working Pressure 200 PSI
- ** Suggested Temperature Rating <180°F

10-0518 (8:1 Straight Sprayer)

- Weight: 4 Lbs.
- 22" Straight Lance
- Brass Valve
- 1/4" 6506 Nozzle
- 5 Quart Upright Jug



- * Suggested Working Pressure 200 PSI
- ** Suggested Temperature Rating <180°F

10-0712 (Sprayer Complete Repair Kit)

- 8:1 Metering Block
- Aluminum Cap
- Short Hose with Filter
- All Required Seals
- Venturi Valve
- Used with 10-0504 and 10-0518
- (Assembly includes 10-0710)





10-0710 (Sprayer Basic Repair Kit)


- Venturi Tip
- 8:1 Fixed Orifice
- Teflon Seals
- EPDM O-Rings
- SS Ball
- SS Spring
- Used with 10-0507 and 10-0518






MOTORS / PUMPS / HOSES







Pumps	Order #	Description	
	20-0616	Pump, 100 PSI, SW150 BP	
	20-0624	Pump, 120V 200 PSI, Pumptec	
	20-0627	Pump, 120V 400 PSI, Pumptec	
	20-0629	Pump, 120V 500 PSI	
	20-0640	Hard Surface Pump Set, 1200 PSI, 120 V, Adjustable	



3 Stage Motors	Order #	Description	Voltage	Watts	CFM	Lift	Air Watts
	10-2450	120V 3 Stage 5.7" Tangential Discharge Motor	120V	1500	104	137"	530
	10-2451	240V 3 Stage 5.7" Tangential Discharge Motor	240V	1500	105	137"	530
	10-2470	36V 3 Stage 5.7" Tangential Discharge Motor	36V	1500	74	76"	185
	10-2471	24V 3 Stage 5.7" Tangential Discharge Motor	24V	1500	69	67"	142



2 Stage Motors	Order #	Description	Voltage	Watts	CFM	Lift	Air Watts
	10-2460	120V 2 Stage 5.7" Tangential Discharge Motor	120V	1100	102	97"	351
	10-2461	240V 2 Stage 5.7" Tangential Discharge Motor	240V	1100	102	97"	351
	10-2472	36V 2 Stage 5.7" Tangential Discharge Motor	36V	1500	71	47"	113
	10-2473	24V 2 Stage 5.7" Tangential Discharge Motor	24V	1500	66	43"	98
	10-2468	120V 2 Stage 5.7" Flow Thru Motor	120V	1200	109	101"	385



Motor Accessories	Order #	Description	
	10-2475	120v and 240v Motor Brushes (set of 2, replace every 500 hours)	
	10-2477	24v and 36v Motor Brushes (set of 2, replace every 500 hours)	
	20-0668	5.7" Motor Gasket with Adhesive Back	

Vacuum Hoses	Order #	Description	
	10-1348	1.25" x 10' Vacuum Hose w/External Solution Hose	
	10-1346	1.5" x 10' Vacuum Hose w/Hose in a Hose	
	10-0993	1.5" Crushproof Vacuum Hose, Grey 25'	
	10-0994	1.5" Crushproof Vacuum Hose, Grey 50'	
	10-0995	2.0" Crushproof Vacuum Hose, Grey 50'	

Barbs & Hose Cuffs	Order #	Description	
	20-0183	1.50" Grey Hose Cuff	
	20-0180	1.50" Grey Hose Cuff w/Side Inlet	
	10-0988	1.50" Grey Hose Swivel Cuff	
	10-0999	2.00" Grey Hose Cuff	
	10-1041	2.00" Grey Hose Swivel Cuff	
	10-0989	2.00" to 1.50" Grey Hose Cuff Reducer	
	10-0997	1.25" to 1.50" Grey Hose Cuff Expander	
	10-0986	1.50" to 2.00" Grey Hose Cuff Expander	
	10-0987	1.50" to 1.50" Grey Hose Threaded Coupler	
	10-0510	1.50" x 1.50" Grey Barb Coupling	
	10-0511	2" x 2" Grey Barb Coupling	
	10-0512	2" x 1.50" Grey Barb Coupling	


Straps & Adapters	Order #	Description	
	10-0065	1.5" x 1.5" Hose Connector w/Vacuum Release	
	10-0066	1.5" Wye Connector w/Vacuum Release	
	10-0967	Duplex Adapter Kit	
	10-0664	Wide Hose Strap w/Hook and Velcro	
	10-0665	Hose Strap w/Buckle and Velcro	


Solution Hose	Order #	Description	
	10-1364	Blue Hose w/QD's 1/4" x 25' 3000 PSI	
	10-1365	Blue Hose w/QD's 1/4" x 50' 3000 PSI	
	10-1366	Blue Hose w/QD's 1/4" x 100' 3000 PSI	
	10-1360	Blue Hose w/Crimps 1/4" x 25' 3000 PSI	
	10-1361	Blue Hose w/Crimps 1/4" x 50' 3000 PSI	
	10-1362	Blue Hose w/Crimps 1/4" x 100' 3000 PSI	
	10-1363	Blue Hose Bulk 1/4" 3000 PSI Wire Braided	
	10-1371	Black Hose w/Crimps - 1/4" M x 1/8" M - Detail Tool Hose	
	10-1372	Black Hose w/Crimps - 1/4" M x 1/4" M - Wand Hose	

Solution Accessories	Order #	Description	
	10-0026	CRS Cad Plated Crimp Fitting 1/4" Hose x 1/4" M	
	10-0677	CRS Cad Plated Crimp Fitting 1/4" Hose x 1/4" F	
	10-1063	SS Crimp Fitting 1/4" Hose x 1/4" M	
	10-1375	CRS Cad Plated Crimp Fitting 4mm Hose x 1/8" M	
	10-1376	CRS Cad Plated Crimp Fitting 4mm Hose x 1/4" M	
	10-0022	Vinyl Hose Relief 1/4"	
	10-0023	Vinyl Hose Relief 3/8"	

ACCESSORIES

Wand and Tool Accessories


Valves		Order #	Description
<p>The Industry's #1 Soft-Touch Valve Soft Opening Control Valve</p> 		20-0001	Detail Tool Offset Valve
		20-0030	Brass Soft Touch Angle Valve
		20-0085	SS Soft Touch Angle Valve
		20-0022	Brass 200 S Valve
		20-0018	Detail Tool Repair Kit
		20-0019	Angle Valve Repair Kit
		20-0059	Valve Mount Adapter Kit
		20-0001	
		20-0022	


Wand Repair and Upgrades		Order #	Description
		10-0013	1.50" Tube Bracket for Angle Valve
		10-0019	1.75" Tube Bracket for Angle Valve
		10-0020	2.00" Tube Bracket for Angle Valve
		20-0011	1.50" Tube Bracket for Detail Valve
		10-1315	1.50" Steel Wand Handle w/Vinyl
		10-1311	1.75" Steel Wand Handle w/Vinyl
		10-1312	2.00" Steel Wand Handle w/Vinyl
		10-0501	12" Wand Repair Lip (1ea. Req. Welding)
		10-0539	14" Wand Repair Lip (1ea. Req. Welding)
		10-1190	Bypass Assy (Valve not included)
		10-0890	Teflon Guard for 10-0762 Wand
		10-0891	Teflon Guard for 12" LP Wands
		10-0893	Teflon Guard for 14" LP Wands
		20-0186	High Pressure WP Handle No Valve
		20-0185	High Pressure WP Handle w/SS Valve
20-0188	High Pressure WP Handle w/Brass Valve		
10-1055	Compression Fitting 1/8" x 3/16" Tube		
10-1063	Compression Fitting 1/8" x 1/4" Tube		


Spinner / Sprayer Repair		Order #	Description
		20-0142	Spinner Brush Attachment
		20-0124	Spinner Delrin Ring
		20-0098	Replacement Bearing for 20-0440
		20-0155	Replacement Bearing for 20-0444
		10-0663	5 Quart Sprayer Bottle

Visit www.westpakusa.com for a full line of wand and other repair items.

Nozzles


Brass TJet	Order #	Description	Angle	Flow
	10-0267	50015 TJet Tip	50	015
	10-0269	6505 TJet Tip	65	05
	10-0610	6506 TJet Tip	65	06
	10-0270	8001 TJet Tip	80	01
	10-0605	8002 TJet Tip	80	02
	10-0271	8003 TJet Tip	80	03
	10-0606	8004 TJet Tip	80	04
	10-0272	8006 TJet Tip	80	06
	10-0974	95015 TJet Tip	95	015
	10-0914	9502 TJet Tip	95	02
	10-0612	9503 TJet Tip	95	03
	10-0915	9504 TJet Tip	95	04
	10-0879	11001 TJet Tip	110	01
	10-0608	110015 TJet Tip	110	015
	10-0607	11002 TJet Tip	110	02
	10-0916	11003 TJet Tip	110	03
	10-0273	11004 TJet Tip	110	04


Brass 1/8" VJet	Order #	Description	Angle	Flow
	10-0613	0502 VJet Nozzle	05	02
	10-0874	1501 VJet Nozzle	15	01
	10-0875	15015 VJet Noz.	15	015
	10-0873	8001 VJet Nozzle	80	01
	10-0617	80015 VJet Noz.	80	015
	10-0876	8002 VJet Nozzle	80	02
	10-0618	8003 VJet Nozzle	80	03
	10-0816	9501 VJet Nozzle	95	01
	10-0619	95015 VJet Noz.	95	015
	10-0923	9502 VJet Nozzle	95	02
	10-0290	9503 VJet Nozzle	95	03
	10-0623	9504 VJet Nozzle	95	04
	10-0625	9505 VJet Nozzle	95	05
	10-0818	11001 VJet Noz.	110	01
	10-0633	110015 VJet Noz.	110	015
	10-0631	11002 VJet Noz.	110	02
	10-0626	11003 VJet Noz.	110	03
10-1121	11006 VJet Noz.	110	06	


SS TJets	Order #	Description	Angle	Flow
	10-0277	9501 TJet Tip	95	01
	10-0280	11001 TJet Tip	110	01
	10-0281	110015 TJet Tip	110	015
	10-0282	11002 TJet Tip	110	02
	10-0283	11003 TJet Tip	110	03

SS 1/8" VJet	Order #	Description	Angle	Flow
	10-0970	9501 VJet Nozzle	95	01
	10-0820	95015 VJet Noz.	95	015
	10-0925	9502 VJet Nozzle	95	02
	10-0291	9503 VJet Nozzle	95	03
	10-0292	9504 VJet Nozzle	95	04
	10-0293	9506 VJet Nozzle	110	01
	10-0972	11001 VJet Noz.	110	01
	10-0821	110015 VJet Noz.	110	015
	10-0926	11002 VJet Noz.	110	02
	10-0296	11003 VJet Noz.	110	03
	10-0297	11004 Nozzle	110	04

Brass 1/4" VJet	Order #	Description	Angle	Flow
	10-0628	6506 VJet Nozzle	65	06
	10-0983	8001 VJet Nozzle	80	01
	10-0286	8002 VJet Nozzle	80	02
	10-0289	8006 VJet Nozzle	80	06
	10-0611	9501 VJet Nozzle	95	01
	10-0917	95015 VJet Noz.	95	015
	10-0815	9502 VJet Nozzle	95	02
	10-0629	9503 VJet Nozzle	95	03
	10-0624	9505 VJet Nozzle	95	05
	10-0920	11001 VJet Noz.	110	01
	10-0919	110015 VJet Noz.	110	015
	10-0921	11002 VJet Noz.	110	02
	10-0814	11003 VJet Noz.	110	03
	10-0929	11004 VJet Noz.	110	04
10-1119	11005 VJet Noz.	110	05	
10-1120	11006 VJet Noz.	110	06	






Filters/holders	Order #	Description
	10-0582	Complete Filter Assembly
	10-0584	Holder w/Filter & Chk Valve
	10-0585	Filter Only w/Check Valve
	10-0586	T-Jet Holder w/Filter
	10-0590	Brass Filter Body (no Mesh Filter)
	10-0592	100 Mesh Filter Assembly
	10-0593	100 Mesh Filter Assy w/Chk Vlv

SS 1/4" VJet	Order #	Description	Angle	Flow
	10-0927	9501 VJet Nozzle	95	01
	10-0918	95015 VJet Noz.	95	015
	10-0973	11001 VJet Noz.	110	01
	10-0822	110015 VJet Noz.	110	015
	10-0981	11002 VJet Noz.	110	02
	10-0812	11003 VJet Noz.	110	03















Check Valves	Order #	Description
	10-0587	1/8" Check Valve 1/2" Extender
	10-0588	1/8" Check Valve 1" Extender
	20-0390	1/4" Check Valve 1" Extender

Additional Nozzles Available Upon Request

ACCESSORIES / PORTABLE

Ball Valves	Order #	Description
	10-1000	Brass 1/4" Ball Valve FxF HD
	10-1001	Brass 3/8" Ball Valve FxF HD
	10-1015	Chrome 1/4" Ball Valve MxF
	10-1012	Chrome 1/4" Ball Valve FxF
	10-1032	Brass 1/4" Ball Valve MxF
	10-1031	Brass 1/8" Ball Valve MxF

Quick Disconnects	Order #	Description
	10-0068	1/4" FNPT x Female QD Brass
	10-0679	1/4" FNPT x Male QD Brass
	10-1386	1/4" FNPT x Female Stainless Steel
	10-1387	1/4" FNPT x Male Stainless Steel
	10-0833	1/4" MNPT x Male Straight Thru
	10-0830	1/4" FNPT x Male Straight Thru
	10-0831	1/4" FNPT x Female Straight Thru
	10-0833	1/4" FNPT x Female Straight Thru
	10-1386	1/8" FNPT x Female QD Brass
	10-1387	1/8" FNPT x Male QD Brass

Fittings / Bushings / Ells / Nipples	Order #	Description
	10-1045	45° Ell MxF NPT, Brass 1/8"
	10-0042	45° Ell MxF NPT, Brass 1/4"
	10-2517	Brass Nipple, Thick Wall MxM 1/4"
	10-2532	Chrome Nipple, Thick Wall MxM 1/4"
	10-2525	Brass Plug, Insert Hex, 1/8-27 NPT
	10-1046	Brass Plug, Insert Hex, 1/4-18 NPT
	10-0056	Brass Plug, Insert Hex, 3/8-18 NPT
	10-2518	Brass Street Ell, 1/8-27 NPT
	10-2536	Brass Street Ell, 3/8-18 NPT
	10-2527	Brass Street Ell, 3/8-18 NPT Long
	10-2539	Brass 1/4" Barb x 3/8-18 NPT
	10-2521	Brass 1/4" Barb x 1/4-18 NPT
	10-2526	Brass 1/2" Barb x 1/4-18 NPT
	10-2528	Brass 1/2" Barb x 3/8-18 NPT
	10-2529	Brass 1/2" Barb x 3/8-18 NPT ELL
	10-2532	Brass Adapter, 1/4" M x 3/8" F

Portable Components and Accessories	Order #	Description
	20-0578	Drain Fitting
	20-0380	Gate Valve, 1.5" Slip x Slip ABS
	20-0664	Gate Valve, 1.5" Male x Slip ABS
	20-0581	Gate Valve Gasket Thick (1.50")
	20-0609	Gate Valve Nut, Threaded (1.50")
	20-0663	Seal for Gate (2 required)
	20-0607	Seal Kit, Carded, w/Nuts and Bolts
	20-0580	Cord, 12 Gauge x 3 Wire 25'
	20-0609	Guage, SS Dampened 2.5" 0-1000 PSI
	20-0610	Green Switch, DPST, Neon Lit
	20-0653	Green Switch, SPST, Neon Lit
	20-0663	Unloader, 450-500 PSI,
	20-0664	1/2" Filter BxB
	20-0380	Drain Spout for Gate Valve
	20-0380	Priming Valve

PREMIUM PORTABLE KIT

THE PREMIUM KIT COMES WITH ALMOST EVERYTHING YOU NEED TO GET STARTED WITH YOUR PORTABLE PRODUCTION. WITH THE PREMIUM KIT YOU GET TO CUSTOMIZE YOUR MACHINE WITH YOUR CHOICE OF MOTORS, PUMP, AND A HEATER.

THIS KIT INCLUDES:

- PORTABLE HOUSING
- MOTOR PLATE
- VACUUM BOX
- WHEELS AND CASTERS
- FILTER
- UNLOADER VALVE
- PRESSURE GAUGE
- INLET COVER AND SCREEN
- SWITCHES
- GATE VALVE
- POWER CORDS
- MISC. PARTS AND HARDWARE



Various Colors are Available Upon Request

PLUS PORTABLE KIT

THE PLUS KIT IS AN EASY WAY FOR YOU TO GET STARTED WITH YOUR PORTABLE PRODUCTION. YOU'LL RECEIVE ENOUGH OF THE HARDWARE TO HAVE A GOOD START WITH YOUR UNIT AND IT WILL ALSO LEAVE YOU WITH THE FLEXIBILITY TO CUSTOMIZE YOUR MACHINE TO YOUR PREFERENCE.

THIS KIT INCLUDES:

- PORTABLE HOUSING
- MOTOR PLATE
- VACUUM BOX
- WHEELS AND CASTERS
- INLET COVER AND SCREEN
- GATE VALVE
- MISC. PARTS AND HARDWARE

BASIC PORTABLE KIT

THE PREMIUM KIT COMES WITH ALMOST EVERYTHING YOU NEED TO GET STARTED WITH YOUR PORTABLE PRODUCTION. WITH THE PREMIUM KIT YOU GET TO CUSTOMIZE YOUR MACHINE WITH YOUR CHOICE OF MOTORS, PUMP, AND A HEATER.

THIS KIT INCLUDES:

- PORTABLE HOUSING
- WHEELS AND CASTERS
- INLET COVER AND SCREEN
- MISC. PARTS AND HARDWARE

DISTRIBUTOR FREE SHIPPING PROGRAM

**CALL 866-972-5777
To Place Your Order**

	ZONE 1 - Orders over \$1,000 get free shipping
	ZONE 2 - Orders over \$1,300 get free shipping
	ZONE 3 - Orders over \$1,500 get free shipping

Terms and Conditions

- Free shipping available to distributors in the continental United States.
- Free shipping applies to ground shipping, carriers used to Westpak's discretion.
- Free shipping applies to standard distributor and discount pricing (excludes custom pricing).

GENERAL INFORMATION: Contact Westpak by phone, fax, or e-mail. For distributors feel free to place your order directly with us. For Carpet cleaners and others, we will help you to get in touch with your closest Westpak Distributor to take full advantage of the services they offer. Orders placed with Westpak will normally be shipped within 24 hours and you should expect to receive your order within 2-5 business days depending on your location.

TERMS: Westpak offers the following payment methods: check, visa, mastercard, PayPal, cash, or wire transfer. Credit terms are available to qualified distributors. Prices are quoted FOB Garden Grove, California. For additional info please contact Westpak.

PACKAGING: Westpak can help streamline your operations by offering a variety of packaging solutions. This includes both bulk packaging, single boxes, or full containers. This will help you reduce your labor costs in packaging and labeling. For more information please contact your sales rep or Westpak directly.

SHIPPING: Westpak will ship using your preferred carrier, or you can take advantage of the custom services that we have negotiated to help you get the lowest rates to your location. International shipments and documentation are arranged according to your requirements.

RETURNS/WARRANTIES: Westpak products are warranted against manufacture defects. Warranty periods will vary based on individual products. All returns must have an RMA number and be approved for return or repair. All products must be returned with shipping prepaid. Westpak will replace, repair, or issue a credit at its discretion.

WESTPAK QUICK REFERENCE GUIDE											
Part Number	Head Width	Bends	Tube Dia	Valve	PSI	Jets	Nozzle Info	Length	Weight	Pg	
1.5" Tube Wands											
10-0761	12"	1	1.50"	20-0030	1200	1	1/8" 11003	62"	6.8 Lbs	4	
10-0780	12"	2	1.50"	20-0030	1200	1	1/4" 11003	62"	7.7 Lbs	4	
10-0795	12"	1	1.50"	20-0030	1200	2	1/8" 11003	62"	7.8 Lbs	4	
10-0762	12"	2	1.50"	20-0030	1200	2	1/4" 9503	62"	7.7 Lbs	4	
10-0322	12"	2	1.50"	20-0030	1200	2	1/4" 11003	62"	8.0 Lbs	5	
10-0070	12"	2	1.50"	20-0030	1200	4	1/8" 95015	62"	8.2 Lbs	5	
10-0556	14"	2	1.50"	20-0030	1200	4	1/8" 95015	62"	9.2 Lbs	5	
10-0530	12"	2	1.50"	20-0030	1200	2	1/4" 11003	62"	7.4 Lbs	5	
2.00" and 1.75" Tube Wands											
10-0549	14"	2	1.75"	20-0085	1500	4	1/8" 95015	63"	9.6 Lbs	6	
10-0535	12"	2	1.75"	20-0030	1200	4	1/8" 95015	63"	9.4 Lbs	6	
10-0320	12"	2	1.75"	20-0030	1200	2	1/8" 11003	63"	9.4 Lbs	6	
10-0750	14"	2	2.00"	20-0085	1500	4	1/8" 95015	63"	10.2 Lbs	7	
10-0754	12"	2	2.00"	20-0085	1500	4	1/8" 95015	63"	10 Lbs	7	
10-0550	14"	2	2.00"	20-0085	1500	4	1/8" 95015	63"	9.8 Lbs	7	
10-0755	12"	2	2.00"	20-0085	1500	4	1/8" 95015	63"	9.8 Lbs	7	
Detail and Stair Tools											
10-0520	4"	N/A	1.50"	20-0001	1200	1	1/8" 9503	11"	1.6 Lbs	8	
10-0521	4"	N/A	1.50"	20-0001	1200	1	1/8" 9503	11"	1.6 Lbs	8	
10-0506	4"	N/A	1.50"	20-0001	1200	1	1/8" 9503	11"	1.7 Lbs	8	
10-0504	4"	N/A	1.50"	20-0001	1200	1	1/8" 9503	11"	1.6 Lbs	8	
10-1322	6"	N/A	1.50"	20-0001	1200	2	1/8" 9502	14"	2.5 Lbs	8	
10-0524	4"	N/A	1.50"	20-0001	1200	1	1/8" 9503	11"	1.6 Lbs	8	
10-0498	2"	N/A	1.50"	20-0001	1200	1	1/8" 9503	18"	1.9 Lbs	8	
10-0772	10"	N/A	1.50"	20-0001	1200	2	1/4" 9503	18"	4.2 Lbs	9	
10-1320	6"	N/A	1.50"	20-0030	1200	2	1/4" 9502	18"	3.8 Lbs	9	
10-1321	6"	N/A	1.50"	20-0030	1200	2	1/4" 9502	24"	4.2 Lbs	9	
10-0564	10"	2	1.50"	20-0030	1200	2	1/4" 9503	40"	6.2 Lbs	9	
10-0771	10"	2	1.50"	20-0030	1200	2	1/4" 9503	29"	5.5 Lbs	9	
Hard Surface and Sprayers											
20-0440	14"	N/A	1.75"	20-0085	1500	2	1/8" 502	52"	16 Lbs	10	
20-0444	6"	N/A	1.50"	20-0085	1500	2	1/8" 502	10"	4.3 Lbs	10	
10-0507	N/A	N/A	N/A	20-0022	400	1	1/4" 6506	N/A	3.8 Lbs	11	
10-0518	N/A	N/A	N/A	20-0022	400	1	1/4" 6506	N/A	4.4 Lbs	11	

EXTREME PERFORMANCE

CARPET & HARD SURFACE TOOLS



866-972-5777

WWW.WESTPAKUSA.COM



**CARPET CLEANING TOOLS & ACCESSORIES
YOUR ONE STOP SHOP!**